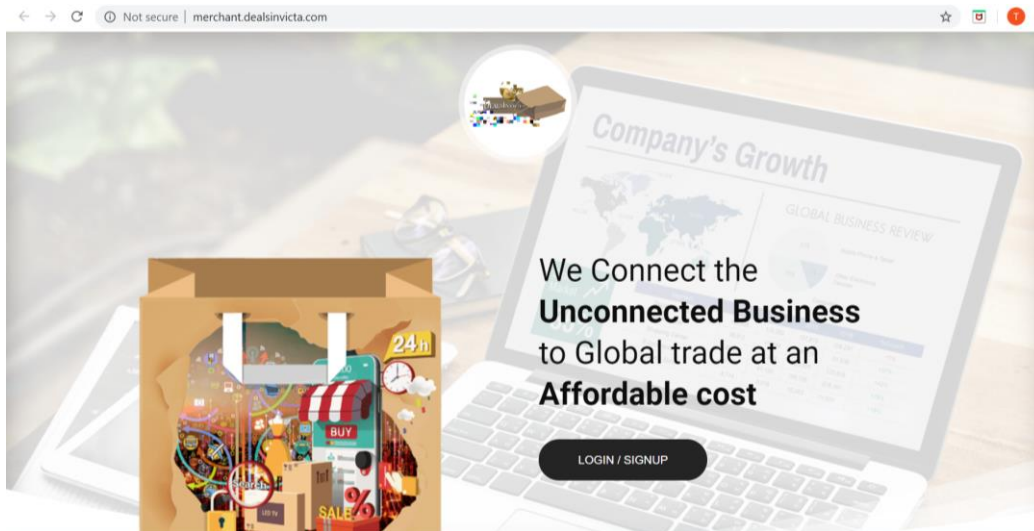
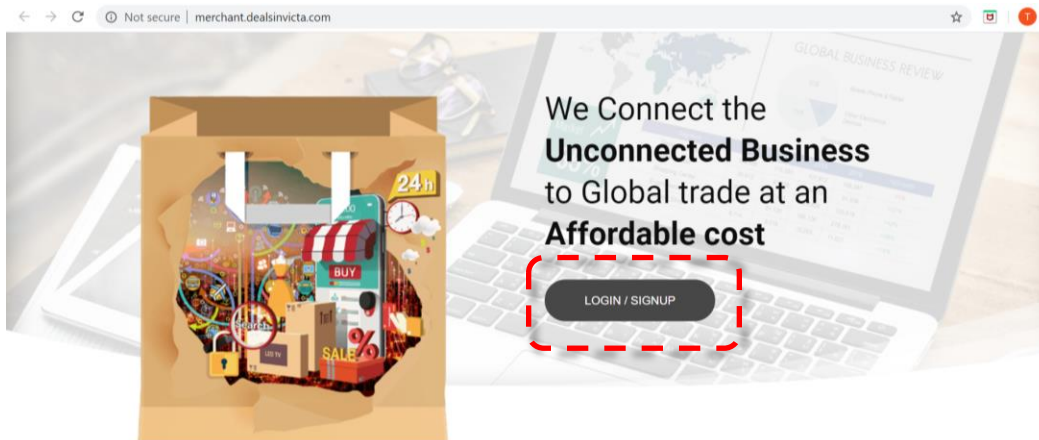


# DealsInvicta User Manual

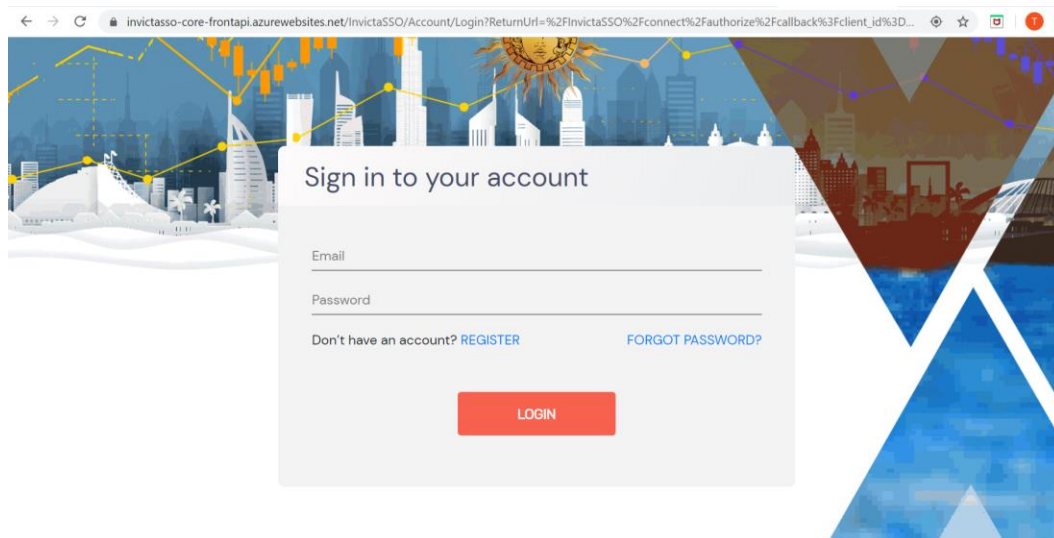
1. In order to proceed with your registration onto <http://merchant.dealsinvicta.com/>



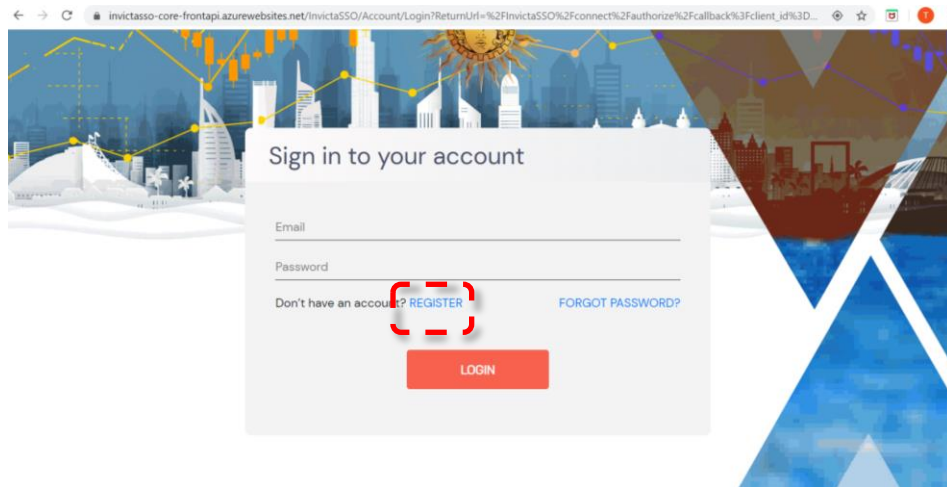
2. Go to LOGIN/SIGNUP



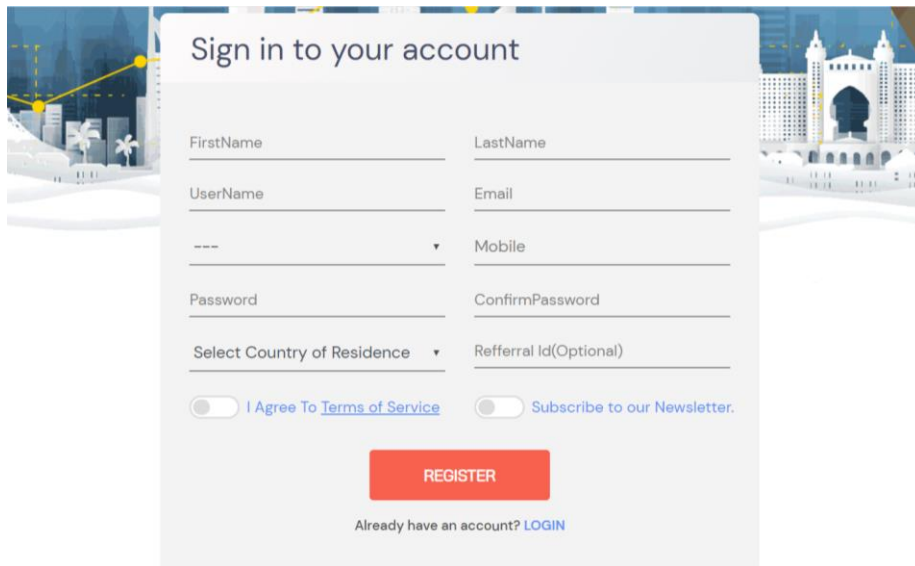
3. This window appears.



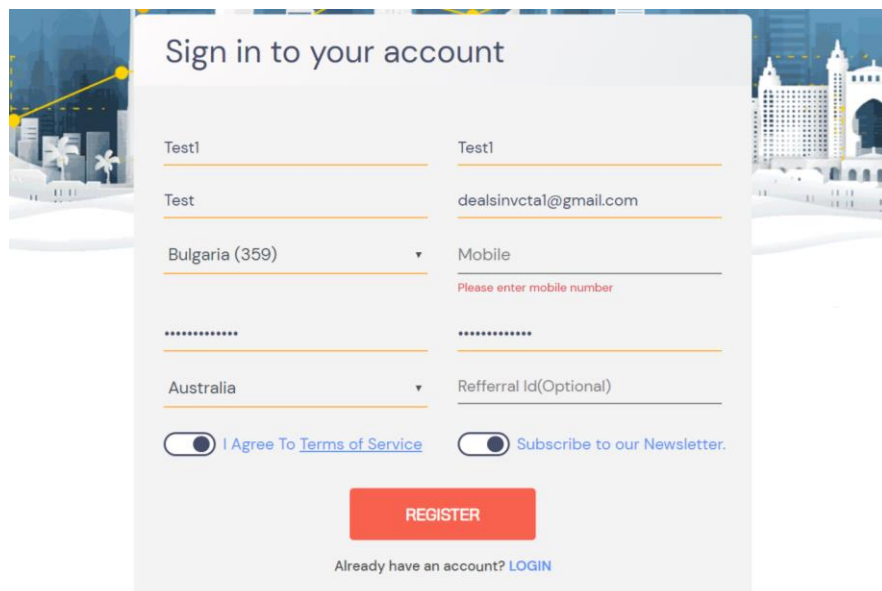
4. Click onto the Register link



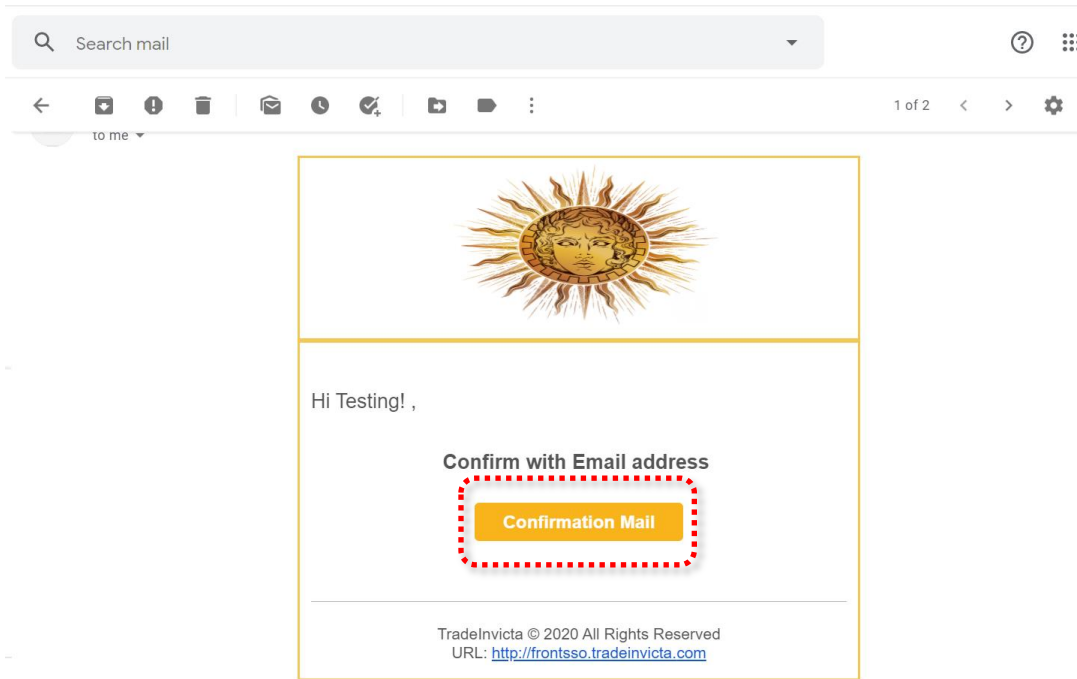
5. This window will open



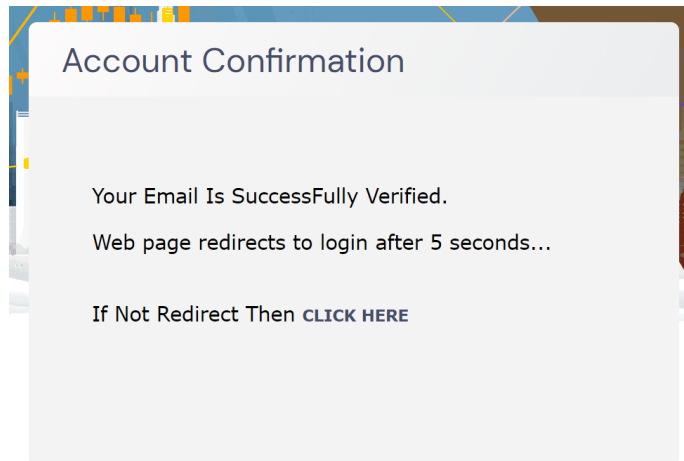
6. Fill in your credentials and do not forget to agree to the 'Terms of service' and 'Subscribe to our newsletter'!



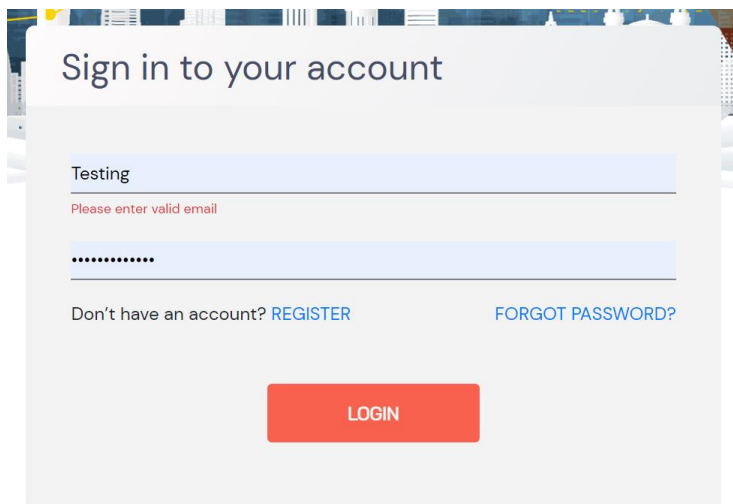
7. If you are successful you are going to receive an email to your registration email address.



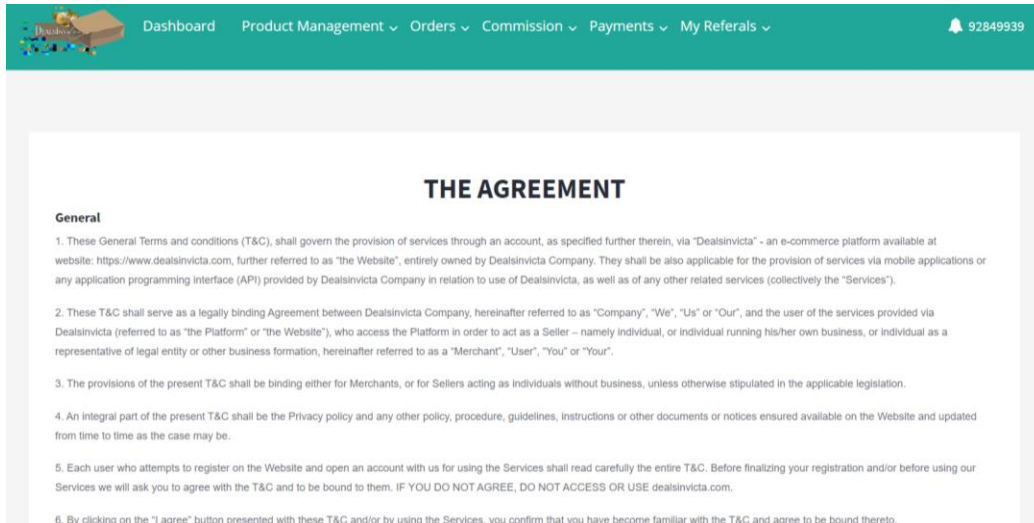
8. Click on the confirmation mail button



9. After the automatic redirection Log into your account!



**Part 1: Merchant Agreement** - Read The agreement and click Agree if you DO agree. If you would like you can download this agreement, sign it and uploaded back to the platform in order to receive it signed from our party.



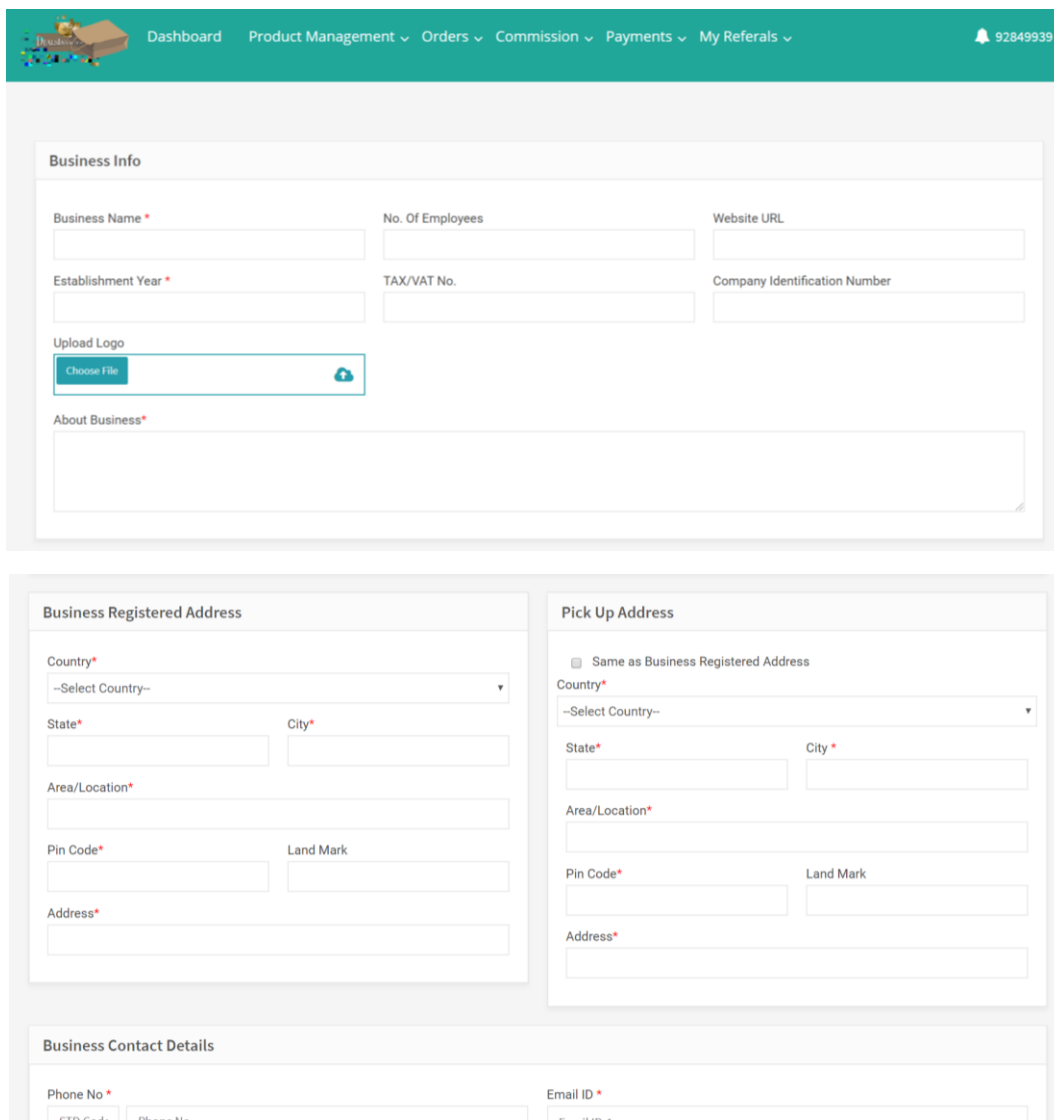
The screenshot shows the 'THE AGREEMENT' page in the Dealsinvicta dashboard. The dashboard header includes navigation links: Dashboard, Product Management, Orders, Commission, Payments, and My Referrals, along with a user ID 92849939. The main content area is titled 'THE AGREEMENT' and contains a 'General' section with six numbered paragraphs of terms and conditions.

**THE AGREEMENT**

**General**

1. These General Terms and conditions (T&C), shall govern the provision of services through an account, as specified further therein, via "Dealsinvicta" - an e-commerce platform available at website: <https://www.dealsinvicta.com>, further referred to as "the Website", entirely owned by Dealsinvicta Company. They shall be also applicable for the provision of services via mobile applications or any application programming interface (API) provided by Dealsinvicta Company in relation to use of Dealsinvicta, as well as of any other related services (collectively the "Services").
2. These T&C shall serve as a legally binding Agreement between Dealsinvicta Company, hereinafter referred to as "Company", "We", "Us" or "Our", and the user of the services provided via Dealsinvicta (referred to as "the Platform" or "the Website"), who access the Platform in order to act as a Seller - namely individual, or individual running his/her own business, or individual as a representative of legal entity or other business formation, hereinafter referred to as a "Merchant", "User", "You" or "Your".
3. The provisions of the present T&C shall be binding either for Merchants, or for Sellers acting as individuals without business, unless otherwise stipulated in the applicable legislation.
4. An integral part of the present T&C shall be the Privacy policy and any other policy, procedure, guidelines, instructions or other documents or notices ensured available on the Website and updated from time to time as the case may be.
5. Each user who attempts to register on the Website and open an account with us for using the Services shall read carefully the entire T&C. Before finalizing your registration and/or before using our Services we will ask you to agree with the T&C and to be bound to them. IF YOU DO NOT AGREE, DO NOT ACCESS OR USE dealsinvicta.com.
6. By clicking on the "I agree" button presented with these T&C and/or by using the Services, you confirm that you have become familiar with the T&C and agree to be bound thereto.

**Part 2: Business Info** - Upload all the necessary information in order to start your journey on the dealsinvicta.com



The screenshot shows the 'Business Info' form in the Dealsinvicta dashboard. The dashboard header is the same as in Part 1. The form is divided into several sections: 'Business Info', 'Business Registered Address', 'Pick Up Address', and 'Business Contact Details'. Each section contains various input fields for business information.

**Business Info**

Business Name \*      No. Of Employees      Website URL

Establishment Year \*      TAX/VAT No.      Company Identification Number

Upload Logo

Choose File

About Business\*

**Business Registered Address**

Country\*  
--Select Country--

State\*      City\*

Area/Location\*

Pin Code\*      Land Mark

Address\*

**Pick Up Address**

Same as Business Registered Address

Country\*  
--Select Country--

State\*      City \*

Area/Location\*

Pin Code\*      Land Mark

Address\*

**Business Contact Details**

Phone No \*      Email ID \*

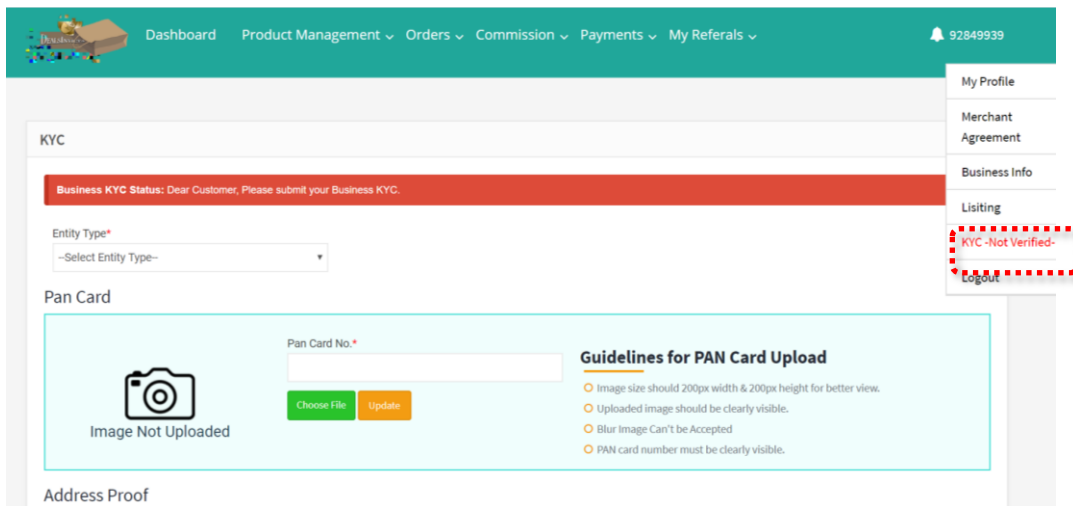
STD Code      Phone No      Email ID \*

Click 'Save and continue'

**Part 3: KYC Verification** - In order to proceed with your application you need to fill in your KYC documents through SSO in tradeinvicta.com

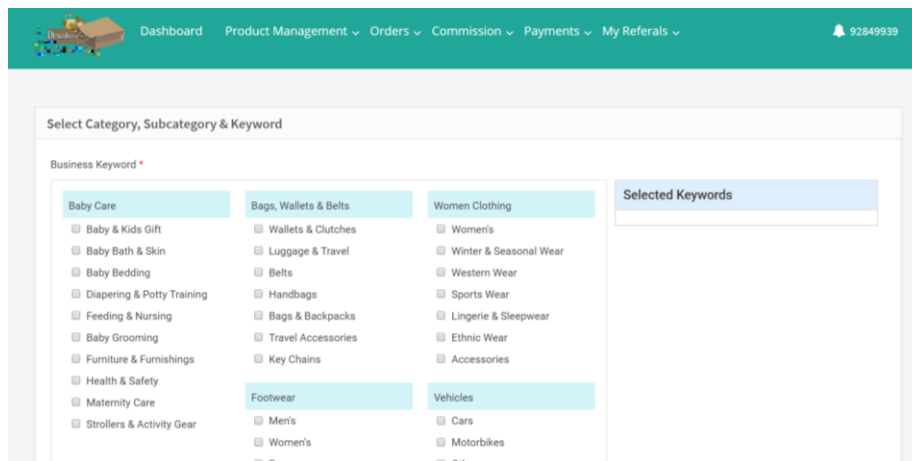
Go to the dropdown menu next to the bell button at the top right corner and open the dropdown menu

Go to the KYC-Not Verified- you will be redirected to SSO



**Part 4: Listing** - Fill in the necessary information from all the listed categories. Choose the category and the subcategory YOU are going to offer in your online shop. Click 'Save & Continue' when you are ready. You are going to see the chosen categories on the right-hand side.


Note: You can add and remove categories and subcategories at any given time. For instance, if you choose to start your business with kid's clothing you can click on this category ONLY. When your business grows and you would like to add women and men's clothing, you can add that to the list.



Select Category, Subcategory & Keyword

Business Keyword \*

<b>Baby Care</b> <ul style="list-style-type: none"><li><input checked="" type="checkbox"/> Baby &amp; Kids Gift</li><li><input type="checkbox"/> Baby Bath &amp; Skin</li><li><input type="checkbox"/> Baby Bedding</li><li><input type="checkbox"/> Diapering &amp; Potty Training</li><li><input type="checkbox"/> Feeding &amp; Nursing</li><li><input type="checkbox"/> Baby Grooming</li><li><input type="checkbox"/> Furniture &amp; Furnishings</li><li><input type="checkbox"/> Health &amp; Safety</li><li><input type="checkbox"/> Maternity Care</li><li><input type="checkbox"/> Strollers &amp; Activity Gear</li></ul>	<b>Bags, Wallets &amp; Belts</b> <ul style="list-style-type: none"><li><input type="checkbox"/> Wallets &amp; Clutches</li><li><input type="checkbox"/> Luggage &amp; Travel</li><li><input type="checkbox"/> Belts</li><li><input type="checkbox"/> Handbags</li><li><input type="checkbox"/> Bags &amp; Backpacks</li><li><input type="checkbox"/> Travel Accessories</li><li><input type="checkbox"/> Key Chains</li></ul> <b>Footwear</b> <ul style="list-style-type: none"><li><input type="checkbox"/> Boys</li><li><input type="checkbox"/> Girls</li><li><input type="checkbox"/> Infants</li></ul>	<b>Women Clothing</b> <ul style="list-style-type: none"><li><input type="checkbox"/> Women's</li><li><input type="checkbox"/> Winter &amp; Seasonal Wear</li><li><input type="checkbox"/> Western Wear</li><li><input type="checkbox"/> Sports Wear</li><li><input type="checkbox"/> Lingerie &amp; Sleepwear</li><li><input type="checkbox"/> Ethnic Wear</li><li><input type="checkbox"/> Accessories</li></ul> <b>Vehicles</b> <ul style="list-style-type: none"><li><input type="checkbox"/> Cars</li><li><input type="checkbox"/> Motorbikes</li><li><input type="checkbox"/> Others</li></ul>	<b>Selected Keywords</b> <ul style="list-style-type: none"><li>Baby &amp; Kids Gift ✕</li><li>Casual Wear ✕</li></ul>
--	---	---	---



Message

Your business info updated successfully.

[Close](#)